

PROJECT	
TYPE	
SPECIFIER	
QUANTITY	
DATE	

## AURORA XS FOOD SUSPENSION

**A1010044** -

base number      Finish Options      Beam Angle

- To build a product code in our configurator select the specify button on the base model # product page
- To build a manual product code on this datasheet choose from the options listed below in blue font and add the suffix to the base model #

### GENERAL

Series: Aurora Food  
 Subseries: Aurora XS Food  
 Partner: Side  
 Division: Architectural  
 Installation: Suspension  
 Product Type: Pendant  
 Mounting Location: Ceiling  
 Light Distribution: Direct

### PHYSICAL

Shape: Dome  
 Diameter (mm): 316  
 Diameter (in): 12 1/2  
 Height (mm): 270  
 Height (in): 10 5/8  
 Max. Overall Height (mm): 2270  
 Max. Overall Height (in): 89 3/8  
 Weight (kg): 3.1  
 Weight (lbs): 6.8  
 Fixture Finish: [RWH](#) / [BLK](#) / [GRY](#)  
 Fixture Material: Aluminum  
 Cable Details: 2000mm / 78 3/4" Cable

### ELECTRICAL

Lamp Type: LED  
 Input Wattage (W): 41  
 Dimming: Non-Dimmable  
 Driver Included: Yes  
 Driver Location: Integrated  
 Driver Type: Constant Current - Universal  
 Driver Class: Class 2  
 Input Voltage (V): 120  
 Constant Current (MA): 1050mA

### LED

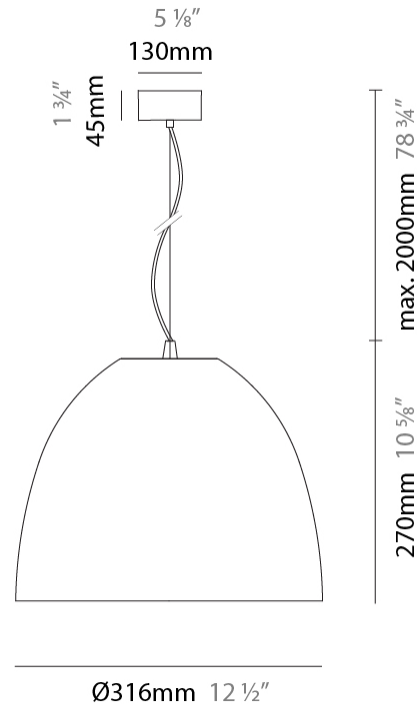
Max. Delivered Lumen (lm): 2592  
 CRI: >90 CRI  
 Lamp Life (hrs): 50000

### OPTICAL

Beam Angle: [Symmetrical Diffusing 30,60](#)

### RATINGS AND CERTIFICATIONS

Certified By: Certified for North American Standards  
 IP rating: IP20



## AURORA XS FOOD SUSPENSION

A1010044

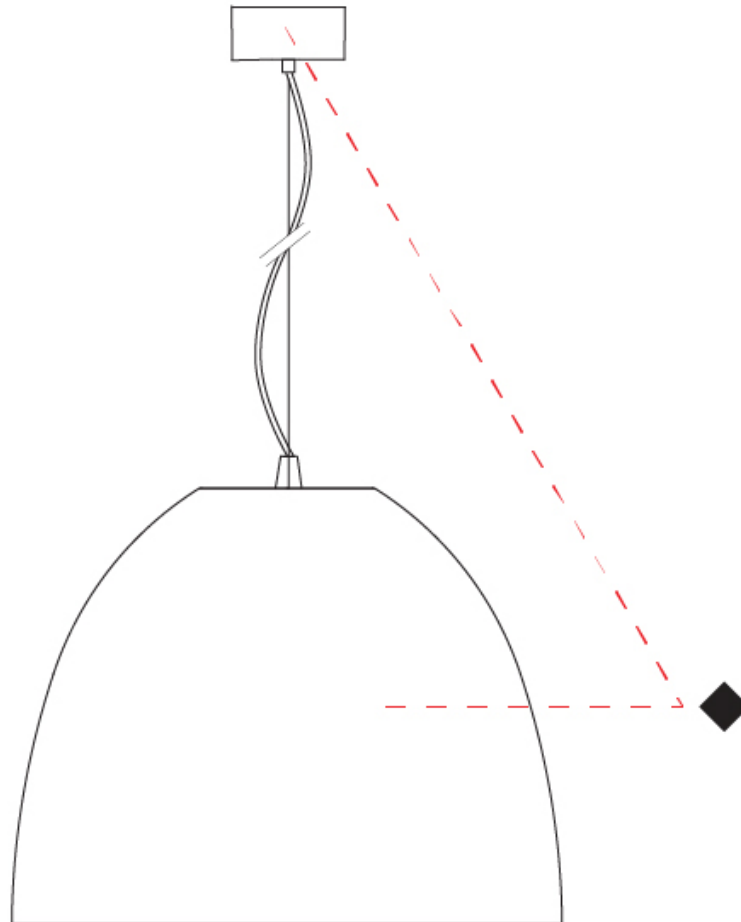
PROJECT

TYPE

SPECIFIER

QUANTITY

DATE



A

PROJECT	_____
TYPE	_____
SPECIFIER	_____
QUANTITY	_____
DATE	_____

## AURORA XS FOOD SUSPENSION

### A1010045

base number      Finish Options      Beam Angle

- To build a product code in our configurator select the specify button on the base model # product page
- To build a manual product code on this datasheet choose from the options listed below in blue font and add the suffix to the base model #

#### GENERAL

Series: Aurora Food  
 Subseries: Aurora XS Food  
 Partner: Side  
 Division: Architectural  
 Installation: Suspension  
 Product Type: Pendant  
 Mounting Location: Ceiling  
 Light Distribution: Direct

#### PHYSICAL

Shape: Dome  
 Diameter (mm): 316  
 Diameter (in): 12 1/2  
 Height (mm): 270  
 Height (in): 10 5/8  
 Max. Overall Height (mm): 2270  
 Max. Overall Height (in): 89 3/8  
 Weight (kg): 3.1  
 Weight (lbs): 6.8  
 Fixture Finish: [RWH / BLK / GRY](#)  
 Fixture Material: Aluminum  
 Cable Details: 2000mm / 78 3/4" Cable

#### ELECTRICAL

Lamp Type: LED  
 Input Wattage (W): 41  
 Dimming: Non-Dimmable  
 Driver Included: Yes  
 Driver Location: Integrated  
 Driver Type: Constant Current - Universal  
 Driver Class: Class 2  
 Input Voltage (V): 120  
 Constant Current (MA): 1050mA

#### LED

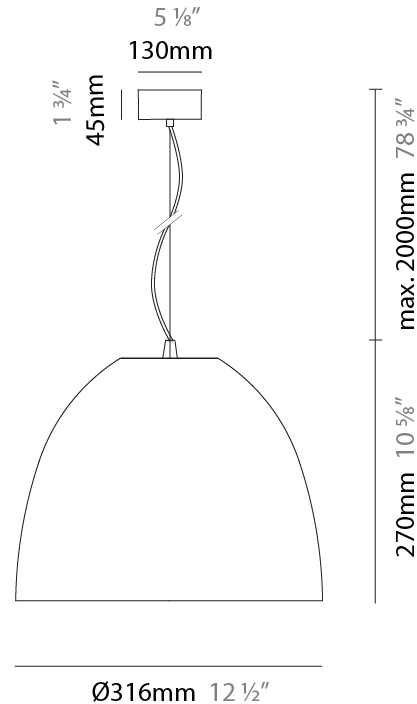
Max. Delivered Lumen (lm): 2465  
 CRI: >90 CRI  
 Lamp Life (hrs): 50000

#### OPTICAL

Beam Angle: [Symmetrical Diffusing 30,60](#)

#### RATINGS AND CERTIFICATIONS

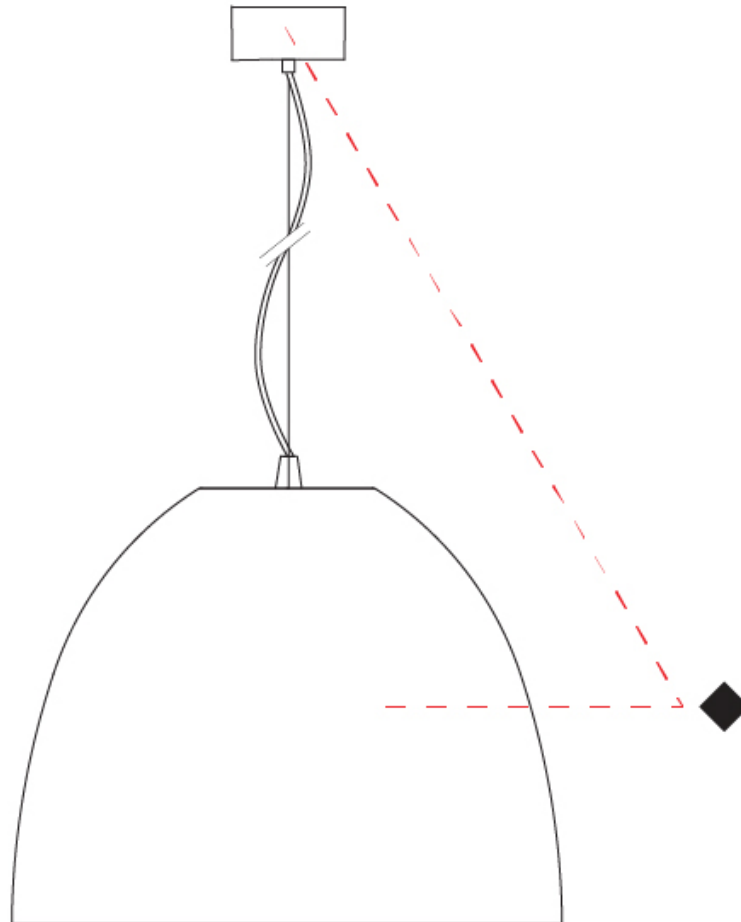
Certified By: Certified for North American Standards  
 IP rating: IP20



## AURORA XS FOOD SUSPENSION

A1010045

PROJECT	_____
TYPE	_____
SPECIFIER	_____
QUANTITY	_____
DATE	_____



A

PROJECT
TYPE
SPECIFIER
QUANTITY
DATE

## AURORA XS FOOD SUSPENSION

### A1010046

base number Finish  
Options

- To build a product code in our configurator select the specify button on the base model # product page
- To build a manual product code on this datasheet choose from the options listed below in blue font and add the suffix to the base model #

#### GENERAL

Series: Aurora Food  
 Subseries: Aurora XS Food  
 Partner: Side  
 Division: Architectural  
 Installation: Suspension  
 Product Type: Pendant  
 Mounting Location: Ceiling  
 Light Distribution: Direct

#### PHYSICAL

Shape: Dome  
 Diameter (mm): 316  
 Diameter (in): 12 ½  
 Height (mm): 270  
 Height (in): 10 ⅝  
 Max. Overall Height (mm): 2270  
 Max. Overall Height (in): 89 ¾  
 Weight (kg): 3.1  
 Weight (lbs): 6.8  
 Fixture Finish: [RWH](#) / [BLK](#) / [GRY](#)  
 Fixture Material: Aluminum  
 Cable Details: 2000mm / 78 ¾" Cable

#### ELECTRICAL

Lamp Type: LED  
 Input Wattage (W): 41  
 Dimming: Non-Dimmable  
 Driver Included: Yes  
 Driver Location: Integrated  
 Driver Type: Constant Current - Universal  
 Driver Class: Class 2  
 Input Voltage (V): 120  
 Constant Current (MA): 1050mA

#### LED

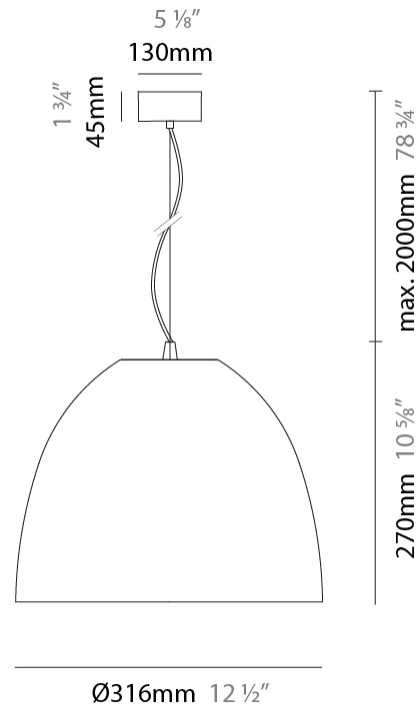
Color Temperature (°K): 4000  
 Max. Delivered Lumen (lm): 4484  
 CRI: >90 CRI  
 Lamp Life (hrs): 50000

#### OPTICAL

Beam Angle: Symmetrical Diffusing 30,60

#### RATINGS AND CERTIFICATIONS

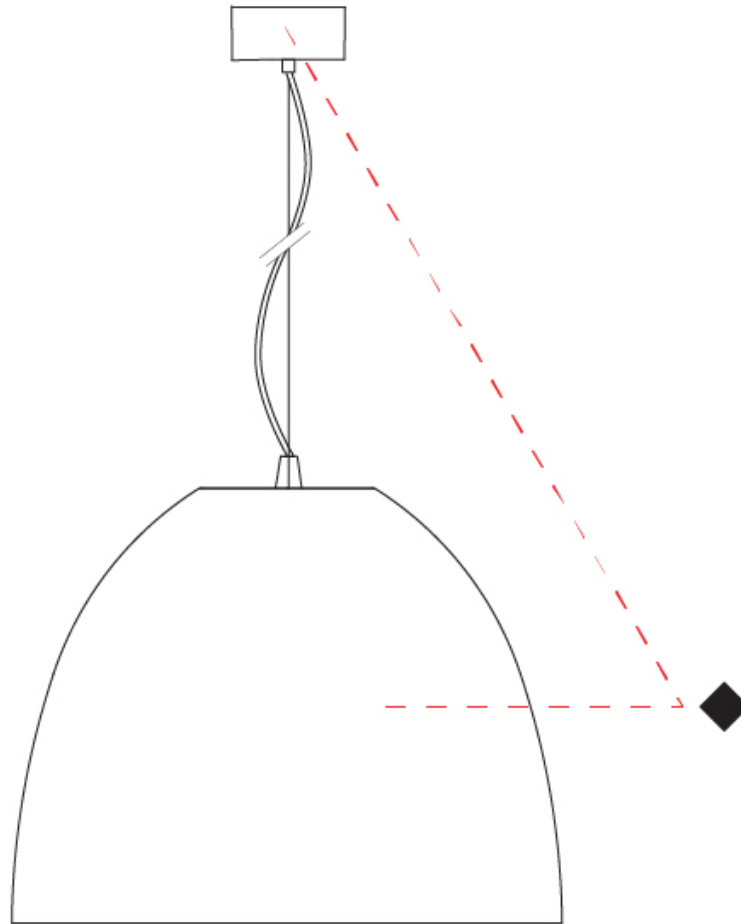
Certified By: Certified for North American Standards  
 IP rating: IP20



## AURORA XS FOOD SUSPENSION

A1010046

PROJECT
TYPE
SPECIFIER
QUANTITY
DATE



A

PROJECT	_____
TYPE	_____
SPECIFIER	_____
QUANTITY	_____
DATE	_____

## AURORA XS FOOD SUSPENSION

### A1010047

base number      Finish Options      Beam Angle

- To build a product code in our configurator select the specify button on the base model # product page
- To build a manual product code on this datasheet choose from the options listed below in blue font and add the suffix to the base model #

#### GENERAL

Series: Aurora Food  
 Subseries: Aurora XS Food  
 Partner: Side  
 Division: Architectural  
 Installation: Suspension  
 Product Type: Pendant  
 Mounting Location: Ceiling  
 Light Distribution: Direct

#### PHYSICAL

Shape: Dome  
 Diameter (mm): 316  
 Diameter (in): 12 1/2  
 Height (mm): 270  
 Height (in): 10 5/8  
 Max. Overall Height (mm): 2270  
 Max. Overall Height (in): 89 3/8  
 Weight (kg): 3.1  
 Weight (lbs): 6.8  
 Fixture Finish: [RWH](#) / [BLK](#) / [GRY](#)  
 Fixture Material: Aluminum  
 Cable Details: 2000mm / 78 3/4" Cable

#### ELECTRICAL

Lamp Type: LED  
 Input Wattage (W): 41  
 Dimming: Non-Dimmable  
 Driver Included: Yes  
 Driver Location: Integrated  
 Driver Type: Constant Current - Universal  
 Driver Class: Class 2  
 Input Voltage (V): 120  
 Constant Current (MA): 1050mA

#### LED

Color Temperature (°K): 3000  
 Max. Delivered Lumen (lm): 4181  
 CRI: >90 CRI  
 Lamp Life (hrs): 50000

#### OPTICAL

Beam Angle: [Symmetrical Diffusing 30,60](#)

#### RATINGS AND CERTIFICATIONS

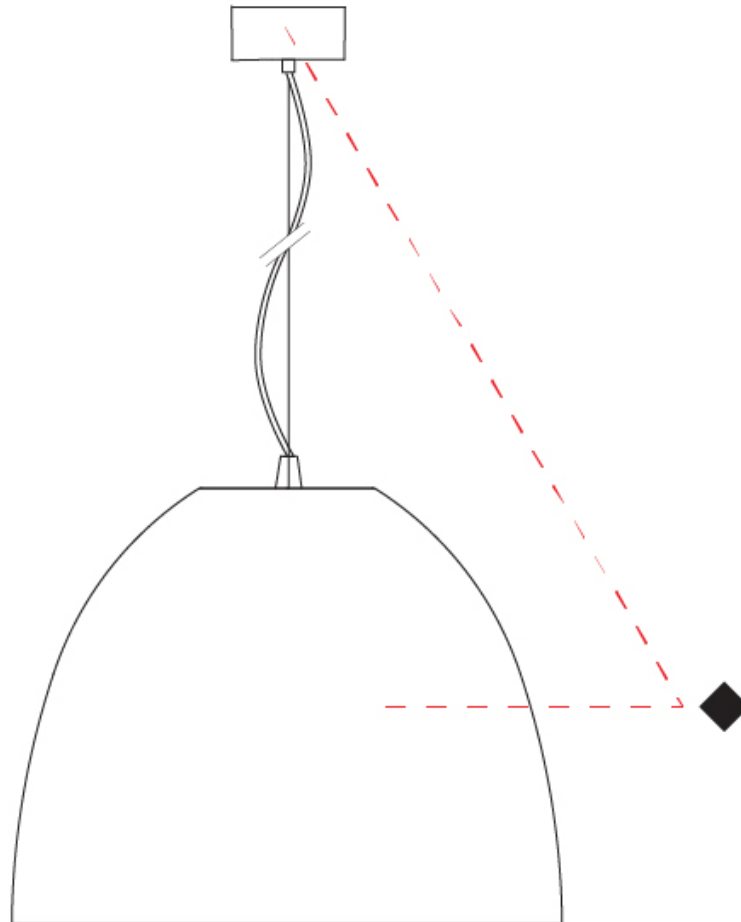
Certified By: Certified for North American Standards  
 IP rating: IP20



## AURORA XS FOOD SUSPENSION

A1010047

PROJECT
TYPE
SPECIFIER
QUANTITY
DATE



A

PROJECT
TYPE
SPECIFIER
QUANTITY
DATE

## AURORA XS FOOD SUSPENSION

**A1010048** -

base number      Finish Options      Beam Angle

- To build a product code in our configurator select the specify button on the base model # product page
- To build a manual product code on this datasheet choose from the options listed below in blue font and add the suffix to the base model #

### GENERAL

Series: Aurora Food  
 Subseries: Aurora XS Food  
 Partner: Side  
 Division: Architectural  
 Installation: Suspension  
 Product Type: Pendant  
 Mounting Location: Ceiling  
 Light Distribution: Direct

### PHYSICAL

Shape: Dome  
 Diameter (mm): 316  
 Diameter (in): 12 1/2  
 Height (mm): 270  
 Height (in): 10 5/8  
 Max. Overall Height (mm): 2270  
 Max. Overall Height (in): 89 3/8  
 Weight (kg): 3.1  
 Weight (lbs): 6.8  
 Diffuser: Symmetrical Diffusing  
 Fixture Finish: [RWH](#) / [BLK](#) / [GRY](#)  
 Fixture Material: Aluminum  
 Cable Details: 2000mm / 78 3/4" Cable

### ELECTRICAL

Lamp Type: LED  
 Input Wattage (W): 41  
 Dimming: Non-Dimmable  
 Driver Included: Yes  
 Driver Location: Integrated  
 Driver Type: Constant Current - Universal  
 Driver Class: Class 2  
 Input Voltage (V): 120  
 Constant Current (MA): 1050

### LED

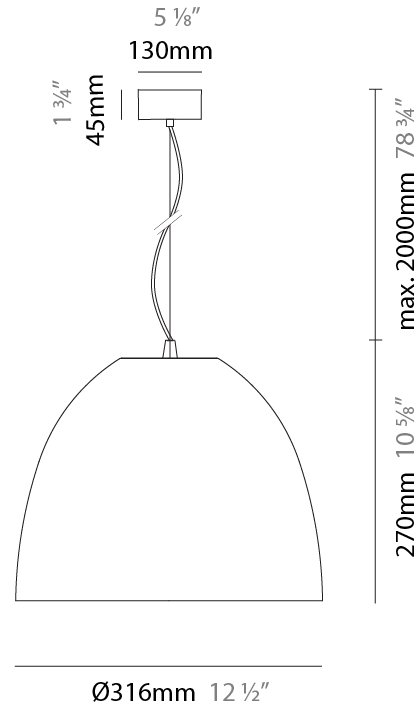
Color Temperature (°K): 2700  
 Max. Delivered Lumen (lm): 3806  
 CRI: >90 CRI  
 Lamp Life (hrs): 50000

### OPTICAL

Beam Angle: [30](#) / [60](#)

### RATINGS AND CERTIFICATIONS

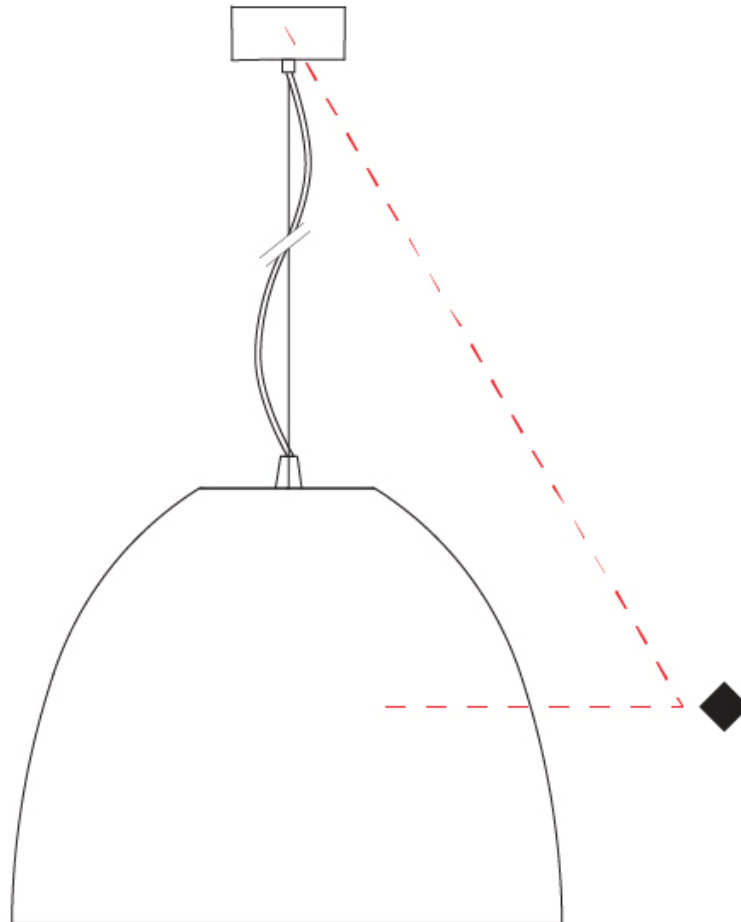
Certified By: Certified for North American Standards  
 IP rating: IP20



## AURORA XS FOOD SUSPENSION

A1010048

PROJECT
TYPE
SPECIFIER
QUANTITY
DATE



A

PROJECT
TYPE
SPECIFIER
QUANTITY
DATE

## AURORA XS FOOD SUSPENSION

**A1010049** -

base number      Finish Options      Beam Angle

- To build a product code in our configurator select the specify button on the base model # product page
- To build a manual product code on this datasheet choose from the options listed below in blue font and add the suffix to the base model #

### GENERAL

Series: Aurora Food  
 Subseries: Aurora XS Food  
 Partner: Side  
 Division: Architectural  
 Installation: Suspension  
 Product Type: Pendant  
 Mounting Location: Ceiling  
 Light Distribution: Direct

### PHYSICAL

Shape: Dome  
 Diameter (mm): 316  
 Diameter (in): 12 1/2  
 Height (mm): 270  
 Height (in): 10 5/8  
 Max. Overall Height (mm): 2270  
 Max. Overall Height (in): 89 3/8  
 Weight (kg): 3.1  
 Weight (lbs): 6.8  
 Diffuser: Symmetrical Diffusing  
 Fixture Finish: [RWH](#) / [BLK](#) / [GRY](#)  
 Fixture Material: Aluminum  
 Cable Details: 2000mm / 78 3/4" Cable

### ELECTRICAL

Lamp Type: LED  
 Input Wattage (W): 41  
 Dimming: Non-Dimmable  
 Driver Included: Yes  
 Driver Location: Integrated  
 Driver Type: Constant Current - Universal  
 Driver Class: Class 2  
 Input Voltage (V): 120  
 Constant Current (MA): 1050

### LED

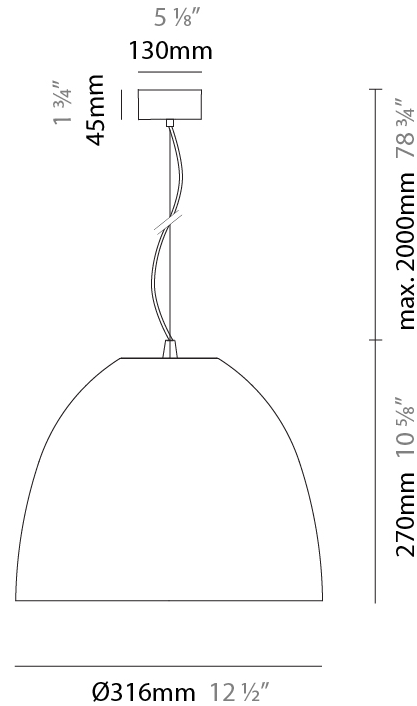
Color Temperature (°K): 2400  
 Max. Delivered Lumen (lm): 2670  
 CRI: >90 CRI  
 Lamp Life (hrs): 50000

### OPTICAL

Beam Angle: [30](#) / [60](#)

### RATINGS AND CERTIFICATIONS

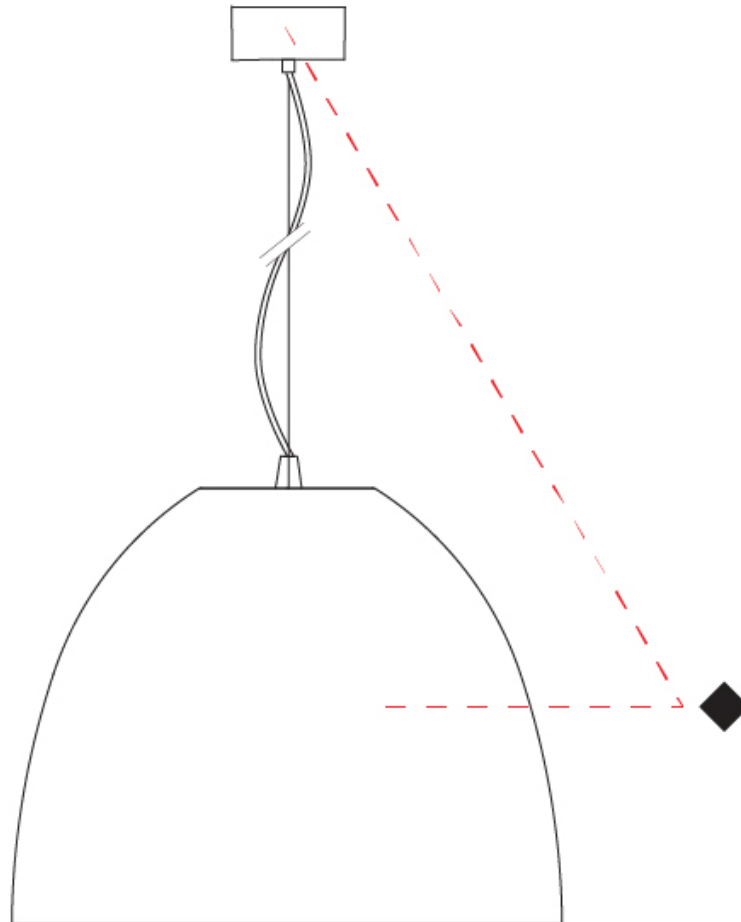
Certified By: Certified for North American Standards  
 IP rating: IP20



## AURORA XS FOOD SUSPENSION

A1010049

PROJECT
TYPE
SPECIFIER
QUANTITY
DATE



A

PROJECT
TYPE
SPECIFIER
QUANTITY
DATE

## AURORA XL FOOD SUSPENSION

### A1010050-

base number Finish  
Options

- To build a product code in our configurator select the specify button on the base model # product page
- To build a manual product code on this datasheet choose from the options listed below in blue font and add the suffix to the base model #

#### GENERAL

Series: Aurora Food  
 Subseries: Aurora XL Food  
 Partner: Side  
 Division: Architectural  
 Installation: Suspension  
 Product Type: Pendant  
 Mounting Location: Ceiling  
 Light Distribution: Direct

#### PHYSICAL

Shape: Dome  
 Diameter (mm): 500  
 Diameter (in): 19 3/4  
 Height (mm): 415  
 Height (in): 16 3/8  
 Max. Overall Height (mm): 2415  
 Max. Overall Height (in): 95 1/16  
 Weight (kg): 8  
 Weight (lbs): 17.6  
 Fixture Finish: [RWH](#) / [BLK](#) / [GRY](#)  
 Fixture Material: Aluminum  
 Cable Details: 2000mm / 78 3/4" Cable

#### ELECTRICAL

Lamp Type: LED  
 Input Wattage (W): 47  
 Dimming: Non-Dimmable  
 Driver Included: Yes  
 Driver Location: Integrated  
 Driver Type: Constant Current - Universal  
 Driver Class: Class 2  
 Input Voltage (V): 120  
 Constant Current (MA): 1200mA

#### LED

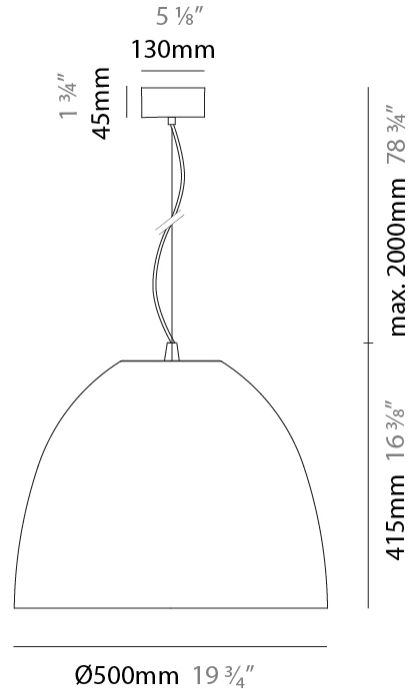
Max. Delivered Lumen (lm): 2807  
 CRI: >90 CRI  
 Lamp Life (hrs): 50000

#### OPTICAL

Beam Angle: Symmetrical 90

#### RATINGS AND CERTIFICATIONS

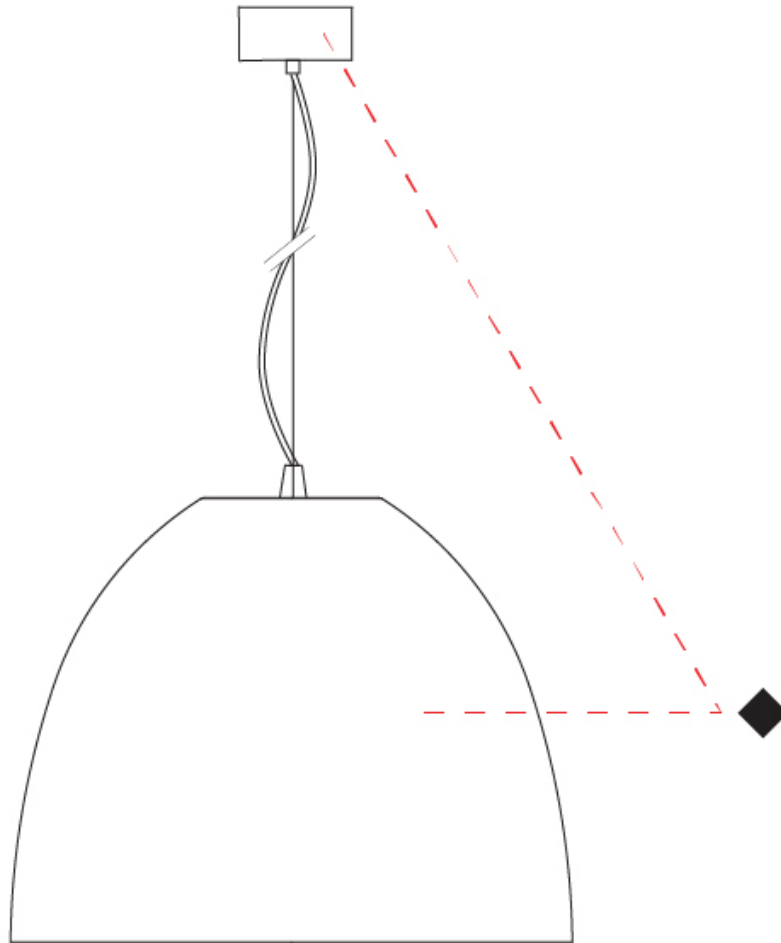
Certified By: Certified for North American Standards  
 IP rating: IP20



## AURORA XL FOOD SUSPENSION

A1010050-

PROJECT	_____
TYPE	_____
SPECIFIER	_____
QUANTITY	_____
DATE	_____



A

PROJECT
TYPE
SPECIFIER
QUANTITY
DATE

## AURORA XL FOOD SUSPENSION

### A1010051-

base number Finish  
Options

- To build a product code in our configurator select the specify button on the base model # product page
- To build a manual product code on this datasheet choose from the options listed below in blue font and add the suffix to the base model #

#### GENERAL

Series: Aurora Food  
 Subseries: Aurora XL Food  
 Partner: Side  
 Division: Architectural  
 Installation: Suspension  
 Product Type: Pendant  
 Mounting Location: Ceiling  
 Light Distribution: Direct

#### PHYSICAL

Shape: Dome  
 Diameter (mm): 500  
 Diameter (in): 19 3/4  
 Height (mm): 415  
 Height (in): 16 3/8  
 Max. Overall Height (mm): 2415  
 Max. Overall Height (in): 95 1/16  
 Weight (kg): 8  
 Weight (lbs): 17.6  
 Fixture Finish: [RWH](#) / [BLK](#) / [GRY](#)  
 Fixture Material: Aluminum  
 Cable Details: 2000mm / 78 3/4" Cable

#### ELECTRICAL

Lamp Type: LED  
 Input Wattage (W): 47  
 Dimming: Non-Dimmable  
 Driver Included: Yes  
 Driver Location: Integrated  
 Driver Type: Constant Current - Universal  
 Driver Class: Class 2  
 Input Voltage (V): 120  
 Constant Current (MA): 1200mA

#### LED

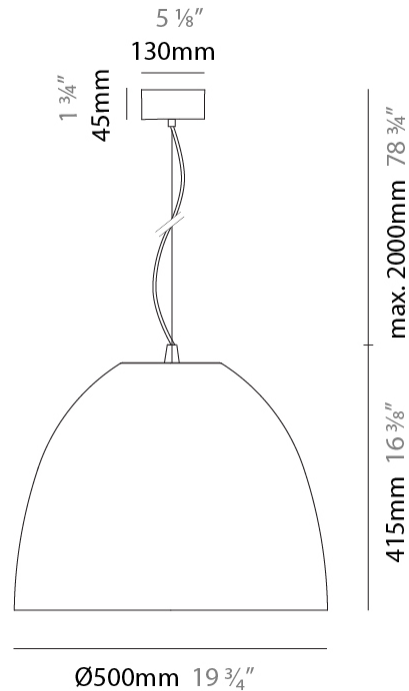
Max. Delivered Lumen (lm): 2639  
 CRI: >90 CRI  
 Lamp Life (hrs): 50000

#### OPTICAL

Beam Angle: Symmetrical 90

#### RATINGS AND CERTIFICATIONS

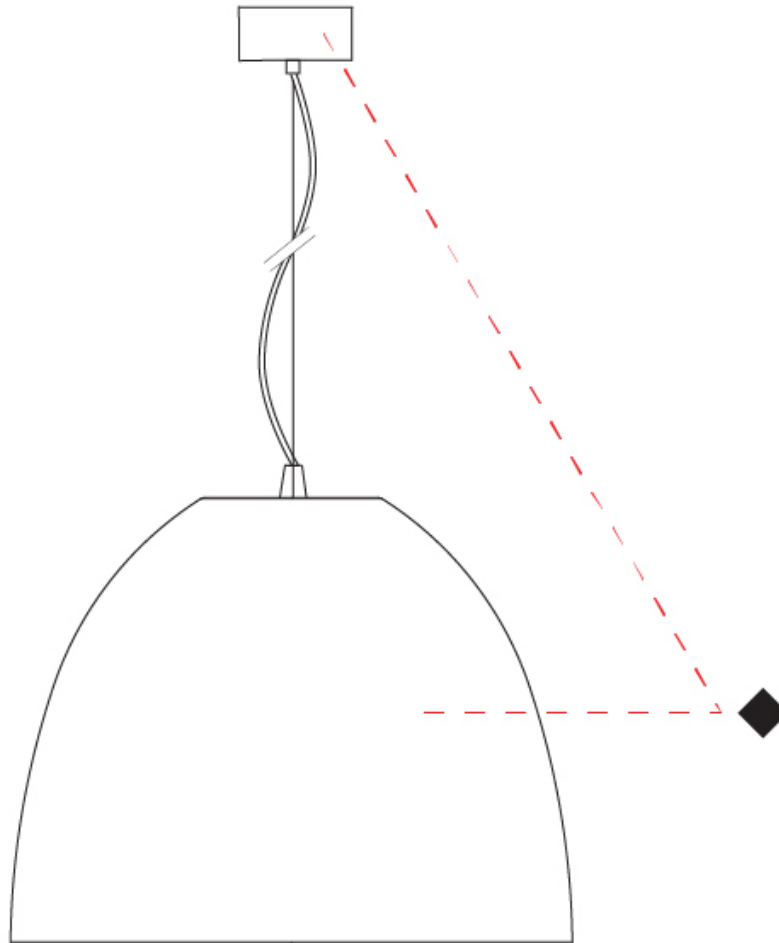
Certified By: Certified for North American Standards  
 IP rating: IP20



## AURORA XL FOOD SUSPENSION

A1010051-

PROJECT
TYPE
SPECIFIER
QUANTITY
DATE



A

PROJECT
TYPE
SPECIFIER
QUANTITY
DATE

## AURORA XL FOOD SUSPENSION

### A1010052-

base number Finish  
Options

- To build a product code in our configurator select the specify button on the base model # product page
- To build a manual product code on this datasheet choose from the options listed below in blue font and add the suffix to the base model #

#### GENERAL

Series: Aurora Food  
 Subseries: Aurora XL Food  
 Partner: Side  
 Division: Architectural  
 Installation: Suspension  
 Product Type: Pendant  
 Mounting Location: Ceiling  
 Light Distribution: Direct

#### PHYSICAL

Shape: Dome  
 Diameter (mm): 500  
 Diameter (in): 19 3/4  
 Height (mm): 415  
 Height (in): 16 3/8  
 Max. Overall Height (mm): 2415  
 Max. Overall Height (in): 95 1/16  
 Weight (kg): 8  
 Weight (lbs): 17.6  
 Fixture Finish: [RWH](#) / [BLK](#) / [GRY](#)  
 Fixture Material: Aluminum  
 Cable Details: 2000mm / 78 3/4" Cable

#### ELECTRICAL

Lamp Type: LED  
 Input Wattage (W): 47  
 Dimming: Non-Dimmable  
 Driver Included: Yes  
 Driver Location: Integrated  
 Driver Type: Constant Current - Universal  
 Driver Class: Class 2  
 Input Voltage (V): 120  
 Constant Current (MA): 1200mA

#### LED

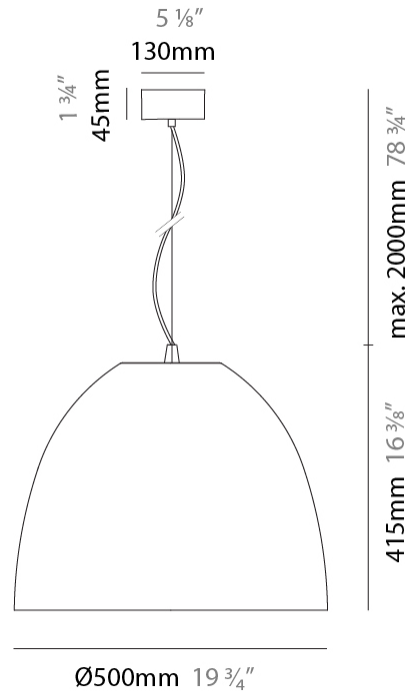
Color Temperature (°K): 4000  
 Max. Delivered Lumen (lm): 4855  
 CRI: >90 CRI  
 Lamp Life (hrs): 50000

#### OPTICAL

Beam Angle: Symmetrical 90

#### RATINGS AND CERTIFICATIONS

Certified By: Certified for North American Standards  
 IP rating: IP20



## AURORA XL FOOD SUSPENSION

A1010052-

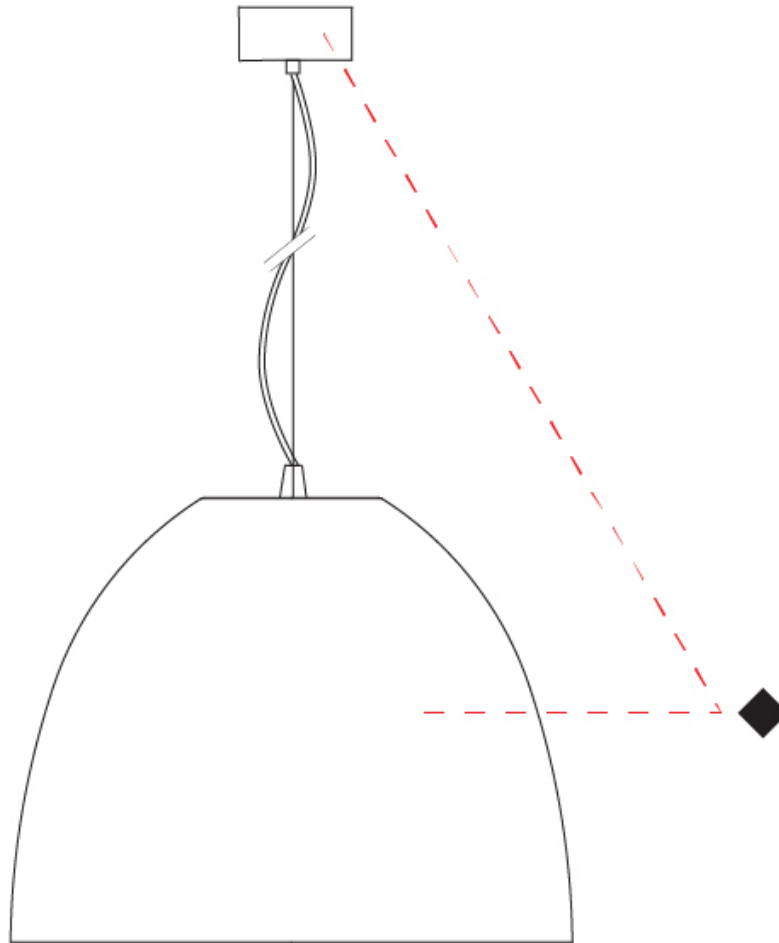
PROJECT \_\_\_\_\_

TYPE \_\_\_\_\_

SPECIFIER \_\_\_\_\_

QUANTITY \_\_\_\_\_

DATE \_\_\_\_\_



A

PROJECT
TYPE
SPECIFIER
QUANTITY
DATE

## AURORA XL FOOD SUSPENSION

### A1010053-

base number Finish  
Options

- To build a product code in our configurator select the specify button on the base model # product page
- To build a manual product code on this datasheet choose from the options listed below in blue font and add the suffix to the base model #

#### GENERAL

Series: Aurora Food  
 Subseries: Aurora XL Food  
 Partner: Side  
 Division: Architectural  
 Installation: Suspension  
 Product Type: Pendant  
 Mounting Location: Ceiling  
 Light Distribution: Direct

#### PHYSICAL

Shape: Dome  
 Diameter (mm): 500  
 Diameter (in): 19 3/4  
 Height (mm): 415  
 Height (in): 16 3/8  
 Max. Overall Height (mm): 2415  
 Max. Overall Height (in): 95 1/16  
 Weight (kg): 8  
 Weight (lbs): 17.6  
 Fixture Finish: [RWH](#) / [BLK](#) / [GRY](#)  
 Fixture Material: Aluminum  
 Cable Details: 2000mm / 78 3/4" Cable

#### ELECTRICAL

Lamp Type: LED  
 Input Wattage (W): 47  
 Dimming: Non-Dimmable  
 Driver Included: Yes  
 Driver Location: Integrated  
 Driver Type: Constant Current - Universal  
 Driver Class: Class 2  
 Input Voltage (V): 120  
 Constant Current (MA): 1200mA

#### LED

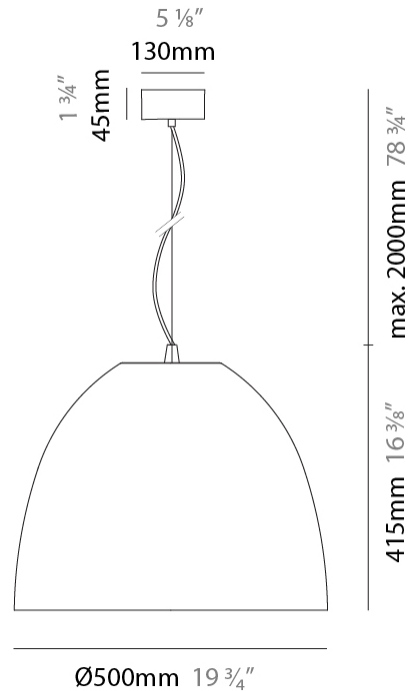
Color Temperature (°K): 3000  
 Max. Delivered Lumen (lm): 4528  
 CRI: >90 CRI  
 Lamp Life (hrs): 50000

#### OPTICAL

Beam Angle: Symmetrical 90

#### RATINGS AND CERTIFICATIONS

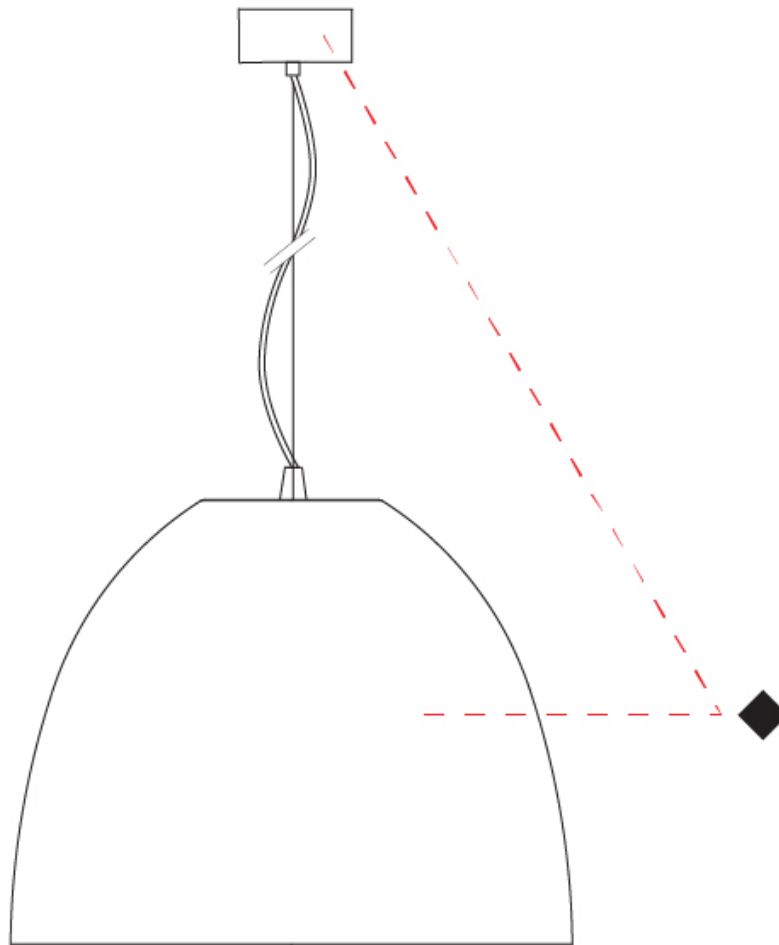
Certified By: Certified for North American Standards  
 IP rating: IP20



## AURORA XL FOOD SUSPENSION

A1010053-

PROJECT
TYPE
SPECIFIER
QUANTITY
DATE



A

PROJECT
TYPE
SPECIFIER
QUANTITY
DATE

## AURORA XL FOOD SUSPENSION

### A1010054-

base number Finish  
Options

- To build a product code in our configurator select the specify button on the base model # product page
- To build a manual product code on this datasheet choose from the options listed below in blue font and add the suffix to the base model #

#### GENERAL

Series: Aurora Food  
 Subseries: Aurora XL Food  
 Partner: Side  
 Division: Architectural  
 Installation: Suspension  
 Product Type: Pendant  
 Mounting Location: Ceiling  
 Light Distribution: Direct

#### PHYSICAL

Shape: Dome  
 Diameter (mm): 500  
 Diameter (in): 19 3/4  
 Height (mm): 415  
 Height (in): 16 3/8  
 Max. Overall Height (mm): 2415  
 Max. Overall Height (in): 95 1/16  
 Weight (kg): 8  
 Weight (lbs): 17.6  
 Fixture Finish: [RWH](#) / [BLK](#) / [GRY](#)  
 Fixture Material: Aluminum  
 Cable Details: 2000mm / 78 3/4" Cable

#### ELECTRICAL

Lamp Type: LED  
 Input Wattage (W): 47  
 Dimming: Non-Dimmable  
 Driver Included: Yes  
 Driver Location: Integrated  
 Driver Type: Constant Current - Universal  
 Driver Class: Class 2  
 Input Voltage (V): 120  
 Constant Current (MA): 1200mA

#### LED

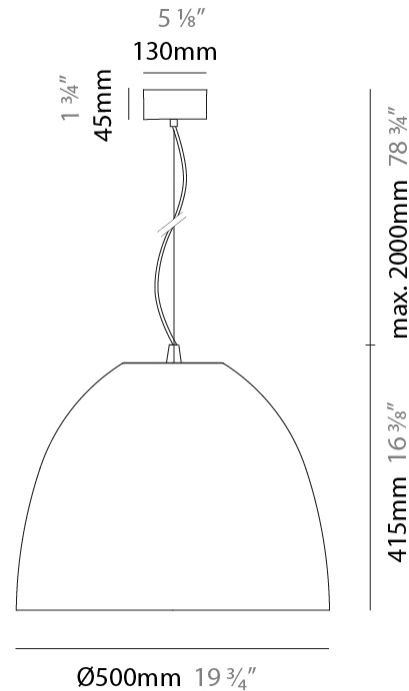
Color Temperature (°K): 2700  
 Max. Delivered Lumen (lm): 4120  
 CRI: >90 CRI  
 Lamp Life (hrs): 50000

#### OPTICAL

Beam Angle: Symmetrical 90

#### RATINGS AND CERTIFICATIONS

Certified By: Certified for North American Standards  
 IP rating: IP20



## AURORA XL FOOD SUSPENSION

A1010054-

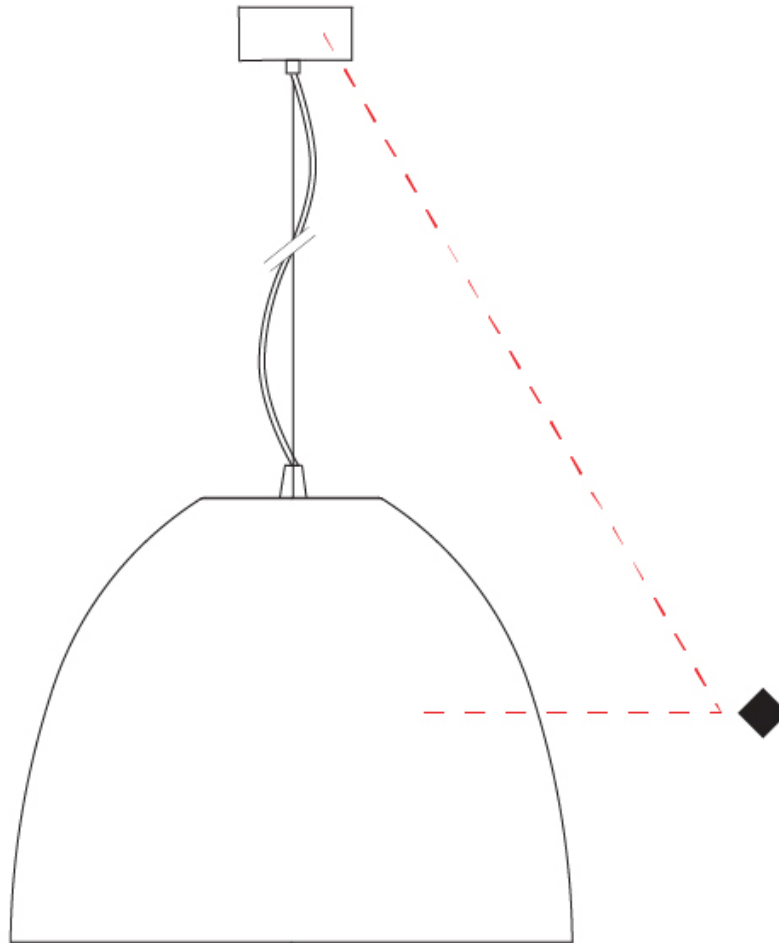
PROJECT

TYPE

SPECIFIER

QUANTITY

DATE



A

PROJECT
TYPE
SPECIFIER
QUANTITY
DATE

## AURORA XL FOOD SUSPENSION

### A1010055-

base number Finish  
Options

- To build a product code in our configurator select the specify button on the base model # product page
- To build a manual product code on this datasheet choose from the options listed below in blue font and add the suffix to the base model #

#### GENERAL

Series: Aurora Food  
 Subseries: Aurora XL Food  
 Partner: Side  
 Division: Architectural  
 Installation: Suspension  
 Product Type: Pendant  
 Mounting Location: Ceiling  
 Light Distribution: Direct

#### PHYSICAL

Shape: Dome  
 Diameter (mm): 500  
 Diameter (in): 19 3/4  
 Height (mm): 415  
 Height (in): 16 3/8  
 Max. Overall Height (mm): 2415  
 Max. Overall Height (in): 95 1/16  
 Weight (kg): 8  
 Weight (lbs): 17.6  
 Fixture Finish: [RWH](#) / [BLK](#) / [GRY](#)  
 Fixture Material: Aluminum  
 Cable Details: 2000mm / 78 3/4" Cable

#### ELECTRICAL

Lamp Type: LED  
 Input Wattage (W): 47  
 Dimming: Non-Dimmable  
 Driver Included: Yes  
 Driver Location: Integrated  
 Driver Type: Constant Current - Universal  
 Driver Class: Class 2  
 Input Voltage (V): 120  
 Constant Current (MA): 1200mA

#### LED

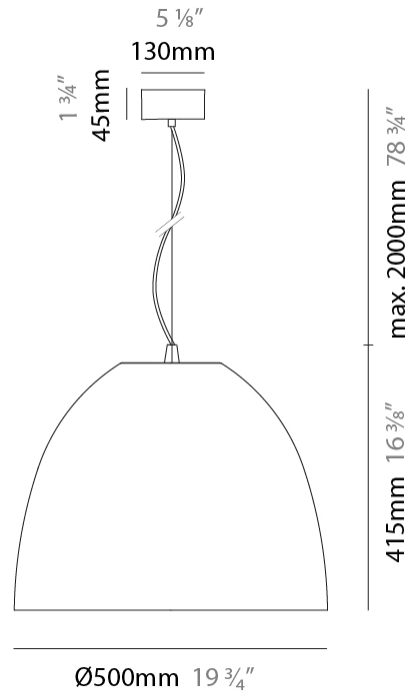
Color Temperature (°K): 2400  
 Max. Delivered Lumen (lm): 2892  
 CRI: >90 CRI  
 Lamp Life (hrs): 50000

#### OPTICAL

Beam Angle: Symmetrical 90

#### RATINGS AND CERTIFICATIONS

Certified By: Certified for North American Standards  
 IP rating: IP20



## AURORA XL FOOD SUSPENSION

A1010055-

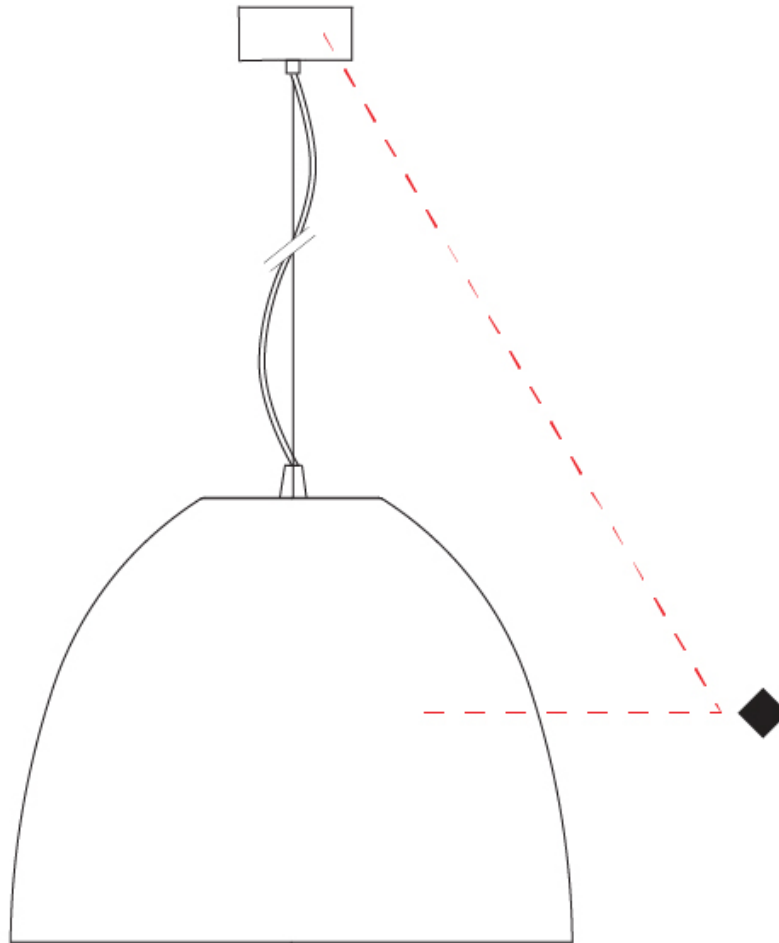
PROJECT

TYPE

SPECIFIER

QUANTITY

DATE



A

PROJECT \_\_\_\_\_

TYPE \_\_\_\_\_


SPECIFIER \_\_\_\_\_

QUANTITY \_\_\_\_\_

DATE \_\_\_\_\_

#### Fixture Finish

Black - BLK



Gray - GRY








































































**Digital:** Not all screens are calibrated the same, and therefore, colors will appear differently between screens.











**Physical:** When texture is involved, there will be variations in color, character and tone within a product series and between product families.



### LEGEND

 floor-mounted	 pivotable	 special LED (upon request) RGB, RGBW, tunable, gold+, meat+, art+, fashion+
 wall and ceiling: recessed and surface mounted	 rotating	 warm dim / natural dimming LED
 ceiling-mounted and wall-mounted	 illuminate tilted	 rechargeable battery powered
 wall-mounted	 color of suspension cable	 fixture with natural vivid LED (upon request)
 omni-directional light distribution	 length of suspension cable	 color rendering index
 direct light distribution	 reflector degree selection	 color temperature
 direct/indirect light distribution	 super spot	 lumen (luminous flux)
 indirect light distribution	 lens	 efficacy (lumens per watt)
 asymmetric light distribution	 lens pack	 Unified Glare Rating (UGR) range from 5-40
 aura light distribution	 shine ring	 marine grade (AISI 316 stainless steel)
 round wall or ceiling cut-out	 integrated shine ring with diffuser	 walk on
 square wall or ceiling cut-out	 free individual colors 01-29	 drive on
 the supplied jig specifies the cutout dimensions	 individual colors: 00 (free of charge), 01-25 (extra charge)	 Dark Sky Compliance
 minimum distance (meters) lamp - object	 luminaire part to be colored (F1)	 Americans with Disabilities Act (less than 4" off the wall located between 27"-84" from floor)
 recessed depth	 luminaire part to be colored (F2)	 lamp protected against explosion
 ceiling thickness in mm	 luminaire part to be colored (F3)	 blown glass using traditional methods by master glass blower
 ceiling thickness selection	 luminaire part to be colored (F4)	 acoustic material
 dimmable DP (phase), DV (0-10V), DD (dali), DS (step-dim)	 luminaire part to be colored (F5)	 protection class I, protection insulation
 included or excluded LED driver/transformer/control gear	 color of 3-circuit adaptor	 protection class II, protection insulation
 separately switchable	 indirect diffuser	 ETL Certified to UL and CSA Standards
 sensor	 direct diffuser	 UL Certified to UL and CSA Standards
 remote control	 ball-proof (upon request)	 CSA Certified to UL and CSA Standards
 available upon request	 accessory	 Certified for North American Standards

### IP RATING

 IP20	protected against ingress of solid bodies greater than 12.5mm (finger)
 IP33	protected against ingress of solid bodies greater than 2.5mm protected against sprays of water up to 60 degrees from the vertical (rain)
 IP40	protected against ingress of solid bodies greater than 1mm (wire) no protection against the ingress of moisture
 IP43	protected against ingress of solid bodies greater than 1mm (wire) protected against sprays of water up to 60 degrees from the vertical (rain)
 IP44	protected against ingress of solid bodies greater than 1mm (wire) protected against water splashed from all directions
 IP54	protected against limited ingress of dust (wet rooms/covered outdoor areas) protected against water splashed from all directions
 IP65	protected against ingress of dust protected against jets of water
 IP66	protected against ingress of dust protected against powerful jets of water or heavy seas
 IP67	protected against ingress of dust protected against immersion of water between 15cm - 1m for 30 minutes
 IP68	protected against ingress of dust protected against immersion of water under pressure for long periods

### IK RATING

 IK01	protected against 0.14 joules impact (equivalent to 0.25kg mass dropped from 56mm above the surface)
 IK02	protected against 0.2 joules impact (equivalent to 0.25kg mass dropped from 80mm above the surface)
 IK03	protected against 0.35 joules impact (equivalent to 0.25kg mass dropped from 140mm above the surface)
 IK04	protected against 0.5 joules impact (equivalent to 0.25kg mass dropped from 200mm above the surface)
 IK05	protected against 0.7 joules impact (equivalent to 0.25kg mass dropped from 280mm above the surface)
 IK06	protected against 1 joules impact (equivalent to 0.25kg mass dropped from 400mm above the surface)
 IK07	protected against 2 joules impact (equivalent to 0.5kg mass dropped from 400mm above the surface)
 IK08	protected against 5 joules impact (equivalent to 1.7kg mass dropped from 300mm above the surface)
 IK09	protected against 10 joules impact (equivalent to 5.0kg mass dropped from 200mm above the surface)
 IK10	protected against 20 joules impact (equivalent to 5.0kg mass dropped from 400mm above the surface)